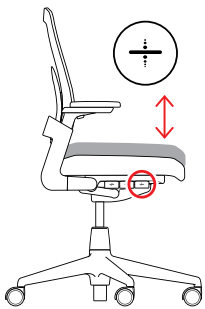
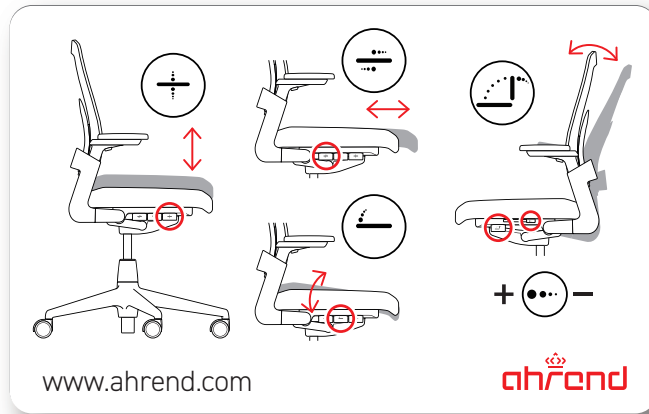


Ahrend 2020 manual



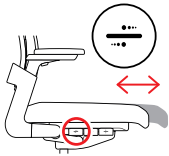
Seat height

To lower

- Pull lever on right-hand side towards the outside
- Release lever when desired height is reached

To raise

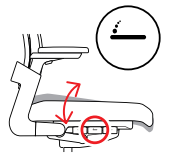
- Stand up
- Pull lever
- Release lever when desired height is reached



Seat depth

Shorter / longer

- Pull lever on right-hand side towards the outside
- Push the seat backwards / forwards
- Release lever when desired position is reached



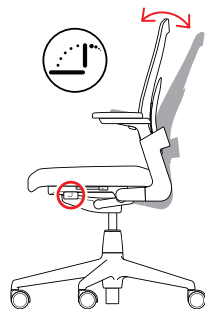
Seat tilt (option)

Front of seat downwards

- Pull lever on right-hand side towards the outside
- Push the seat downwards on front-side

Front of seat to neutral

- Pull the seat upwards on front-side
- The lever flips back



Synchro movement

Release synchro movement

- Pull lever on left-hand side up

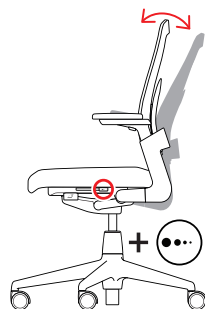
Locking movement

Lock synchro movement (4 positions)

- Push lever on left-hand side downwards
- Move backrest into the desired position
- Pull the lever upwards

Release synchro movement

- Pull lever on left side towards the outside
- Lean against the backrest to release it.
(the backrest has a kickback protection)



Comfort regulator synchro

This chair is provided with an Self-Tensioning Synchro movement. To optimize this movement towards its optimum comfort you can slide a knob.

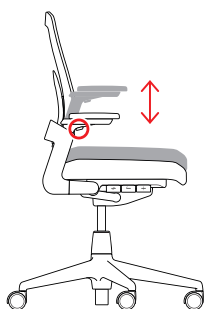
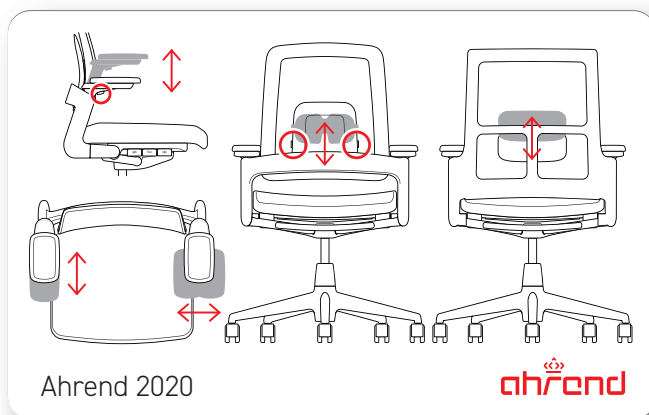
To increase spring tension

- Slide the knob forwards

To reduce spring tension

- Slide the knob backwards.

Ahrend 2020 manual



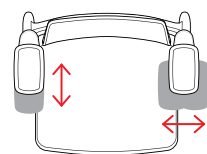
Armrests

The chair is equipped with one of these type of armrests:

- height adjustable armrest
- adjustable armrest, type Ax, with armpads (height, width and depth adjustable)

Raise/lower

- Grab the armrest
- Press the button and hold it
- Raise/lower the armrest
- Release button when desired position is reached

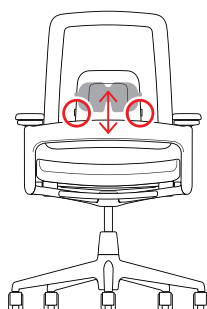


Wider/narrower

The armrests can simply be shifted to its desired position by hand. The required position is held in place with a click mechanism. Arm pads remain parallel.

Forwards/backwards

The armrests can simply be shifted to its desired position by hand. The required position is held in place with a click mechanism.

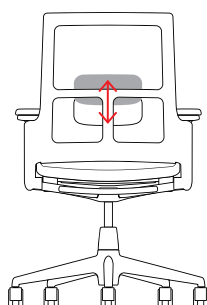


Lumbar support

Lumbar support backrest version Luvia

Up / down

- Seated in the chair hold the lumbar support at the back of the backrest at both ends and slide it up/down to the required height



Lumbar support backrest version Verta

Up / down

- Seated in the chair raise or lower the lumbar support by hand towards the required height

Office desk chairs

We recommend that you use this desk chair for working at a monitor or general office tasks.

By adjusting the desk chair to your body type this Ahrend office chairs provide good support in all desk task situations.

Castors / Glides



Hard rim castors

- For the use on carpeted floors
- Recognised by one colour, wheel rim is also black



Soft rim castors

- For the use on hard floors
- Recognised by two colours, wheel rim is grey



Hard glides

- For the use on carpeted floors
- Recognised by plastic bottom



Glides with felt

- For the use on hard floors
- Recognised by soft felt on the bottom

Instructions for changing castors can be requested by Ahrend

Maintenance desk chair

Cleaning hard parts

Use a microfibre cloth (dry or damp) to clean the hard parts. Small quantities of cleaning agent can be used.

Cleaning fabric upholstery

Clean the upholstery by vacuuming daily.

Cleaning stains in upholstery

Most spots can be removed with lukewarm water possibly adding a neutral detergent. See more cleaning tips on the Ahrend website.

Technical maintenance

Ahrend office chairs do not require technical maintenance during time of use. Additional technical maintenance can only be repaired by trained personnel.

Caution

Only trained personnel can replace or repair the gas lift cylinder for seat height adjustment. Never open or heat up the gas lift cylinder casing.



Normal usage office chair



"Normal Use" means:

The office chair is intended for use by one person / user, with this person sitting in an ergonomically correct position at a table or behind a desk for consultations, office work or regular screen work.



The office chair is adjustable so that a small or large user can adopt an ergonomically sound sitting position for 8 hours a day and 5 days a week.



The maximum seat load of the office chair is 110 kg on the seat. The office chair has been tested and certified to withstand this load, with a single occasional overload. This overload has been taken into account during testing.

The office chairs are equipped with five castors, so that the office chair can be moved easily without load and can easily be pushed onto the table or desk. Thresholds and unevenness must be avoided. Loaded transfer with the user sitting in the chair is only intended for small rolling movements on a flat floor behind a desk or at a table. An office chair is therefore not intended for transporting persons or loads.

Ergonomically correct sitting position



The user sits with the buttocks and lower legs on the seat, with the back supported by the backrest and lumbar support and the feet resting flat on the floor or on a footrest. The chair can be adjusted in height and the seat can optionally be adjusted in depth so that the lower legs rest well on the seat, at an angle of 90 degrees to the lower legs.



The forearms and shoulders can be relieved by the adjustable armrests. Set the armrest next to your body and in line with your desktop. The armrests are also intended to help the user orient themselves when sitting down and getting up from the office chair. Armrests serve only to support the forearm. Therefore, do not sit on the armrest or put a lot of load on the armrest.



In this ergonomically correct sitting position, the user can sit relaxed.

Safety and warranty

In case of Normal Use, Ahrend guarantees both the soundness of the office chair and the quality of the material used and/or supplied for it during the guarantee period.



Using the chair in a manner other than as described above, constitutes improper use of the office chair, whereby the safety of the user and the optimal functioning of the office chair are at stake.

Damage and/or defects that are wholly or partly the result of non-compliance with the operating and/or maintenance instructions or of use other than normal use are not covered by the warranty Ahrend provides for the office chair.