

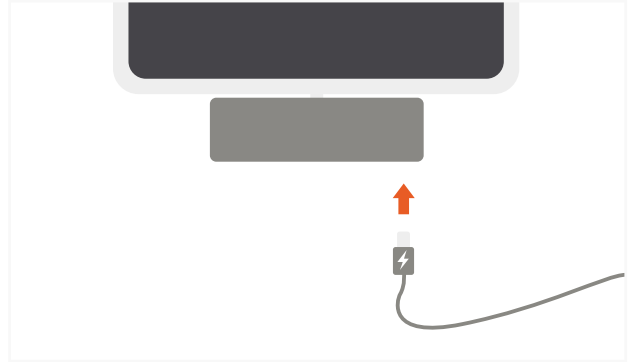
INSTRUCTIONAL GUIDE

TYPE-C MOBILE PRO HUB

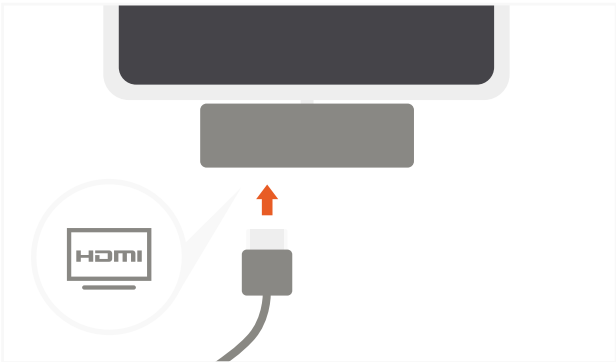
- 1** Plug the hub into the USB-C port on your 2018 iPad Pro or USB-C tablet/smartphone.
Not compatible with cases



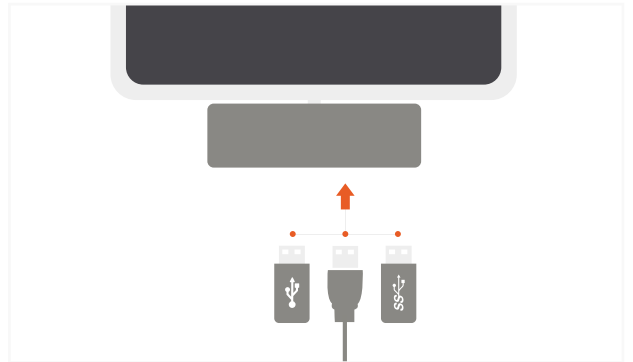
- 2** Connect a USB-C charging cable to the hub's USB-C PD port to charge your 2018 iPad Pro.



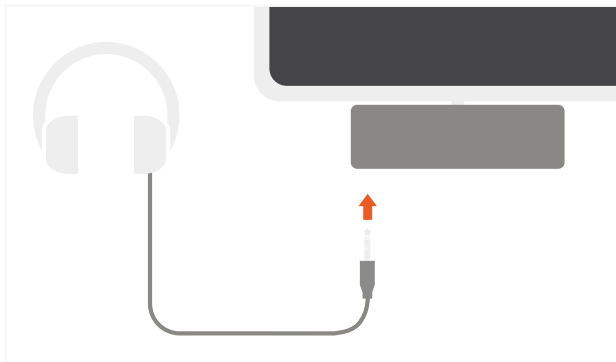
- 3** Connect an HDMI external display to the hub's HDMI port.
Requires a direct HDMI to HDMI connection.
Refresh rate: 30Hz




- 4** Use the USB 3.0 port to connect external keyboards or thumb drives for photographic media transfer (via DCIM folder).
Only supports data transfer from a photographic device.
Not compatible with Apple SuperDrive



- 5** Use 3.5mm headphone jack port to connect wired headphones or headset.



- 6** All ports can be used simultaneously.
Plug & play – no extra drivers required.



NOTE: OPERATING TEMPERATURE IS 86-122°F