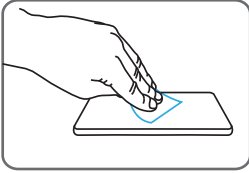
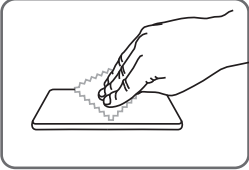


1



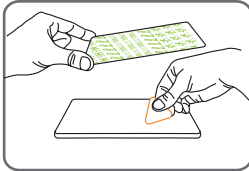
Clean your tablet's screen with the alcohol pad.

2



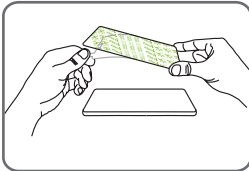
Clean and dry the screen with the microfiber cloth.

3



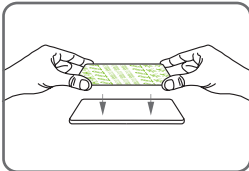
Use the dust removal sticker to get rid of any unwanted specks of dust. Make sure the screen has no dirt and fingerprints.

4




Peel off the first layer of protective film from the Tempered Glass screen protector.

5



Before placing the Tempered Glass on top of the screen, carefully align it with the sides and holes of your tablet. Once positioned correctly, gently place the Tempered Glass on the tablet screen.

6



Slide your finger down the middle of the Tempered Glass and let it attach itself to the screen. Use the microfiber cloth to push any bubbles out.

7



Peel off the second layer of protective film. Again use the microfiber cloth to push any remaining bubbles out.

If there are any remaining air bubbles, carefully lift the Tempered Glass without touching the adhesive side, and let it reattach itself again while pushing out the air bubbles.



Gecko Covers[®]

Instruction manual
TEMPERED GLASS

TABLET SCREEN PROTECTOR

www.geckocovers.com