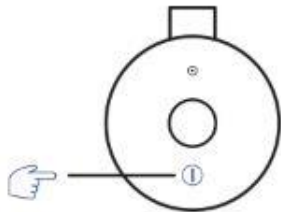


GET STARTED

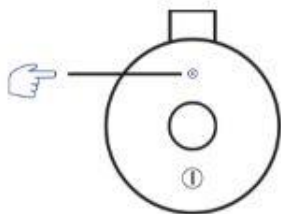
1. POWER ON THE SPEAKER

SHORT PRESS the Power button to turn on your BOOM 3



2. PAIR YOUR PHONE TO THE SPEAKER

PRESS AND HOLD the Bluetooth® button to put it in pairing mode. Go to Bluetooth® setting on your phone and select BOOM 3 to connect.

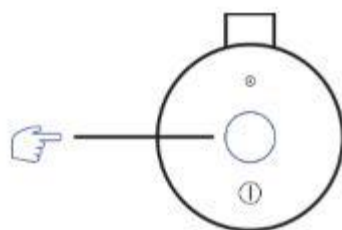


USE THE MAGIC BUTTON

USE THE MAGIC BUTTON TO CONTROL YOUR MUSIC

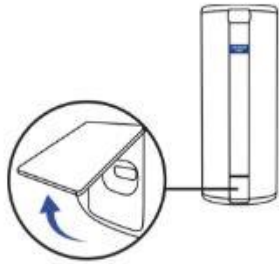
SHORT PRESS to play and pause

DOUBLE PRESS to skip a track

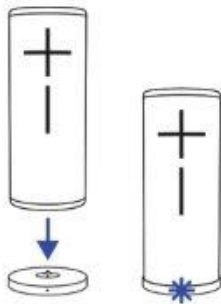


CHARGE YOUR SPEAKER

LIFT THE WEATHER DOOR to charge using the USB cable. □

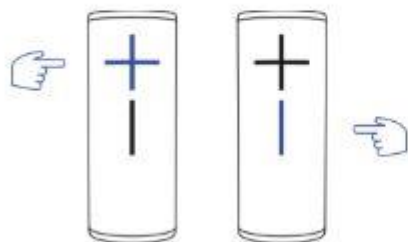


You can also charge your speaker by placing it on POWER UP charging dock (sold separately).



ADJUST VOLUME

PRESS the “+” / “-” button to increase / decrease volume.



CHECK BATTERY LEVEL

SIMULTANEOUSLY PRESS the “+” / “-” button to check battery level.

